



**libby**  
OverDrive

**WISCONSIN'S**  
DIGITAL LIBRARY

For iPad, iPhone, tablets,  
Android and more

Use the **LIBBY** app to checkout, read or listen to books on your mobile device

1. **Download and Install the Libby app** from your device's app store (**NOT available for Kindle Fire**. Kindle Fire users should use the OverDrive app or <http://wplc.overdrive.com> and their Amazon account.)
2. **When Libby asks if you have a library card, tap Yes**
3. Libby will ask if you want to **search for a library yourself** or have her **"guess your library"** (by using your location to find the closest library). Select either option.
4. Select "Wisconsin Public Library Consortium: Winnefox Oshkosh"
5. Libby will ask if you will be **reading mostly on a Kindle**, or if you'll be **reading mostly in Libby**. Select the option that applies to you.
6. **Sign in with your library card and PIN**
7. Tap **Enter the Library**

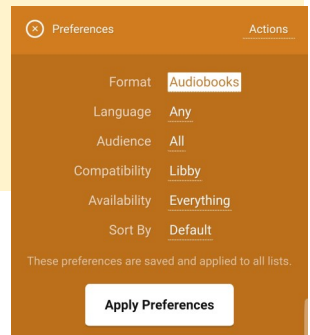


Welcome! Thousands of public libraries offer ebooks and audiobooks (for free!) in Libby. Let me ask you a few questions, to guide you to your library.

First question: do you have a **library card**?

Yes   Not Yet

*When you login to Libby, you can change your preferences to limit the titles you are shown (EX: only show titles that are currently available to checkout, only show audiobooks, etc). Libby will remember your preferences each time you use the app!*




Tap **Library** to search and browse the catalog



Tap **Shelf** to see your loans, holds, & books tagged

**Need Help?**

Contact us at [reference@oshkoshpubliclibrary.org](mailto:reference@oshkoshpubliclibrary.org) or 236-5205

You can also find helpful hints inside the app by clicking the navigation menu  then clicking **Tips & Secrets**

## LIBBY LOAN INFORMATION

- Can check out **up to 10 items** at the same time
  - Can have **up to 10 holds** at one time
- Can check out e-books for up to **21 days**; can check out audiobooks for up to **14 days**

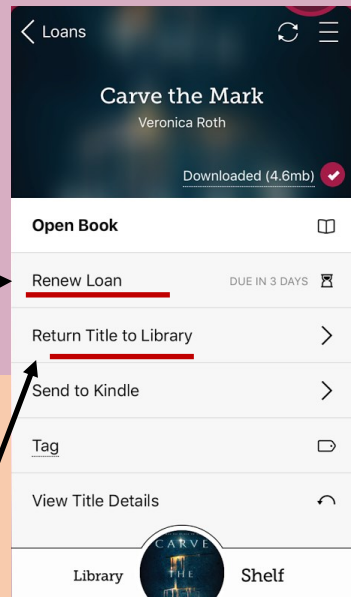
## CHECKING OUT WITH LIBBY

1. **Search or browse** for a title. When you find an item, tap **“Borrow”** to check it out or **tap the cover** to learn more about the title.
2. **After tapping “Borrow”** a confirmation page appears to confirm you want to borrow that title. **To change your borrowing period, tap on the # of days . Tap “Borrow!” to complete the checkout.**
3. Tap **“Open Book”** to begin reading the book, **“Go to Shelf”** to view all your checkouts or **“Keep Browsing”** to look for more items to checkout.

### ***What happens when the lending periods ends? Can I renew my items?***

When the lending period for a title ends, the item will expire and will automatically be returned. If the item is available to checkout again, you can renew it starting 3 days before it is set to expire by doing the following:

1. Tap **Shelf**
2. **Tap the cover** of the item you want to renew
3. Tap **Renew Loan**, then select the loan period from the drop-down menu
4. Tap **Renew**



### ***Can I return an item early?***

If you downloaded your item through Libby, you can return it early by doing the following:

1. Tap **Shelf**
2. **Tap the cover** of the item you want to return
3. Tap **Return Title to Library**, then tap **Return**

If you downloaded your item through Overdrive, Adobe Digital Editions, or as a Kindle Book, you will not be able to return it early through Libby; however, you can return it from whichever app you used to download the title originally (or from Amazon if it is a Kindle book)